

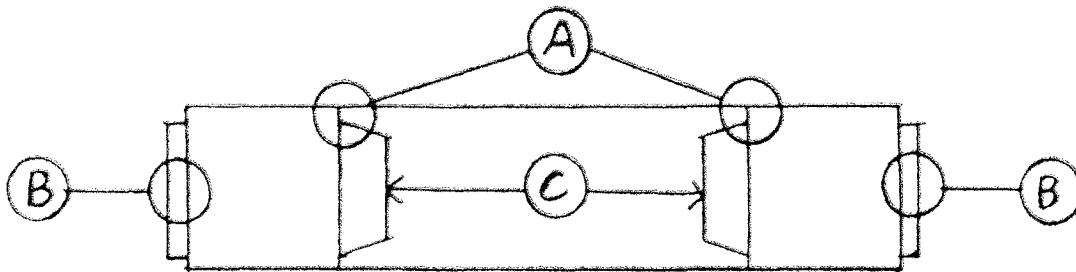
SWING-ARM BUSHING

FXR, FLT, FLHR Type Frames (rubber mount)

Instructions

Installs identical to original equipment

- A) Bevel ends are inside swing-arm housing, varies on swing-arm manufacturers.
- B) Same distance protrudes out of swing-arm on both sides when installed approximately .031 .
- C) Bushing has approximately 4.515-4.520 inches, or width of transmission mount, between right and left side when installed. (Varies on transmission mount)



**Prep swingarm bushing area from all debris.
Install bushing in swingarm with sleeve inside.**

Always inspect or replace frame fork side mounts when installing this kit. Replaces O.E.M. style bushing, nylon washer, spacer, and plastic retaining ring.

TORQUE SPECS

REAR FORK (Swingarm) Pivot Shaft	40-45 ft-lbs
REAR FORK (Swingarm) Bracket Bolts	34-42 ft-lbs

INNOVATIONS-STA-BO,LLC

Murfreesboro, TN 37130

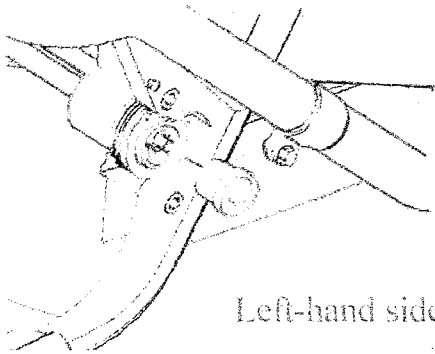
(615) 895 -8993

www.sta-bo.com

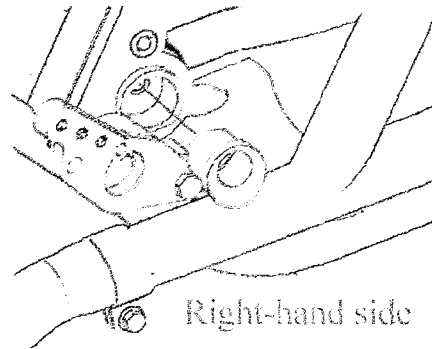
SWING-ARM STABILIZER
FXR, FLT, FLHR Type Frames (rubber mount)

Instructions

Installs behind the (swingarm) mounting bracket, inside the rubber mount, line up the hole on the rubber mount with the roll pin on the rear fork bracket. Apply vaseline to inside of side mount and STA-BO during installation. Refer to illustrations below.



Left-hand side



Right-hand side

TORQUE SPECS

Rear Fork (Swingarm) Pivot Shaft	40-45 ft-lbs
Rear Fork (Swingarm) Bracket Bolts	34-42 ft-lbs

INNOVATIONS-STA-BO,LLC
Murfreesboro, TN 37130
(615)895-8993

www.sta-bo.com